



SENZA STIPITE

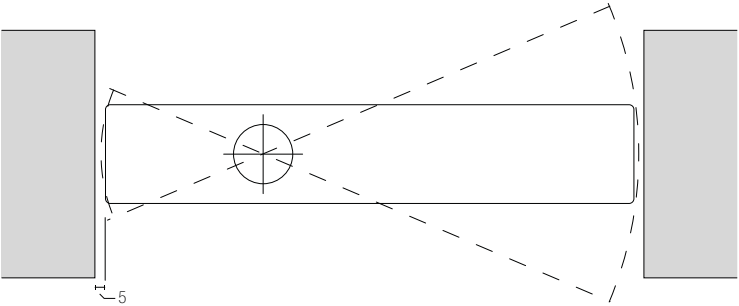
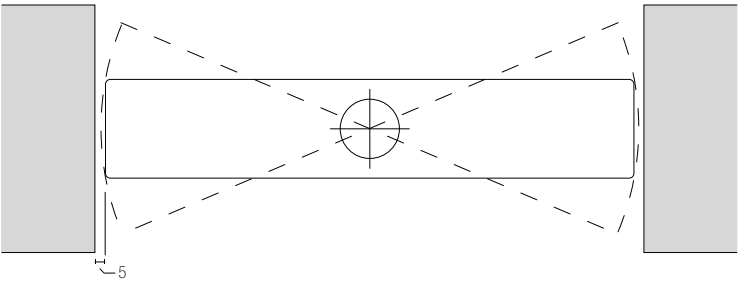
_WITHOUT FRAME

Pratiche e funzionali, le porte a bilico possono avere dimensioni anche notevoli. Non necessitano di stipiti e possono dunque integrarsi perfettamente in ogni tipo di parete.

Practical and functional, pivot doors can also have considerable dimensions. They do not require jambs and can therefore integrate perfectly into any type of wall.



Porta a bilico singola con cerniera centrale e cerniera laterale.
Single Pivot Door with central hinge and side hinge.





STIPITE CUBE

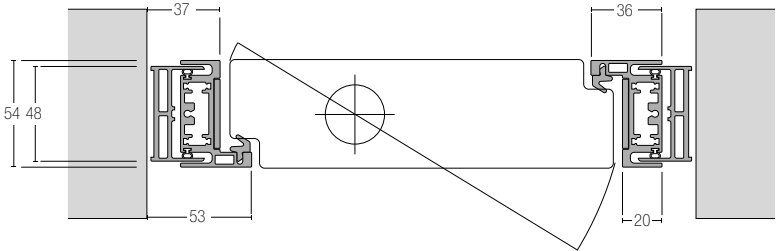
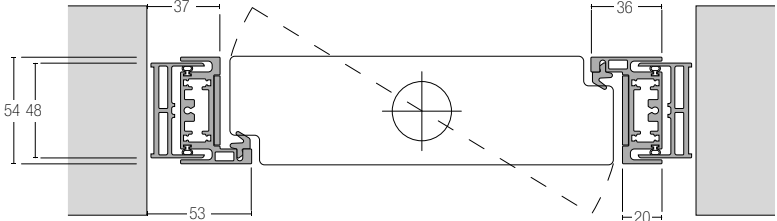
_CUBE FRAME

Il pannello in legno della porta a bilico ruota intorno al proprio asse verticale con un'apertura ampia e funzionale. L' abbinamento con lo stipite Cube è indispensabile nel caso in cui si voglia vincolarne l'apertura o se la necessità è quella di inserire la porta a bilico Adela all'interno di un sistema di pareti fisse in vetro. Il pannello dovrà essere sagomato in modo da andare in battuta sullo stipite.

The wooden panel of the pivot door rotates around its vertical axis, offering a wide and functional opening. Combining it with the Cube door frame is essential if you want to restrict its opening or if you need to insert the Adela pivot door into a system of fixed glass walls. The panel must be shaped so that it fits snugly against the door frame.



Porta a bilico singola su stipite Cube con cerniera centrale e cerniera laterale.
Single pivot door on Cube frame with central hinge and side hinge.



BILICO / SCORREVOLI

_PIVOT / SLIDING



MANIGLIA INCASSATA
RECESSED HANDLE

Per la porta Adela a bilico e scorrevole, scegliere l'incavo per l'impugnatura scavato direttamente nel pannello in legno è una soluzione pulita ed essenziale, perfetta per chi desidera un arredamento minimal e senza orpelli. Consente una presa ergonomica salda e confortevole coniugando praticità e design contemporaneo.

For Adela pivot and sliding doors, choosing a handle recess carved directly into the wooden panel is a clean and essential solution, perfect for those who want minimalist furnishings without frills. It allows for a firm and comfortable ergonomic grip, combining practicality and contemporary design.



MANIGLIONE **CLIP**
CLIP PULL HANDLE



MANIGLIONE **LIFE**
LIFE PULL HANDLE

FINITURE

_FINISHES

Le porte in legno HenryGlass sono disponibili in una vasta gamma di finiture che spaziano da un'elegante palette di tinte laccate fino ad arrivare al frassino spazzolato laccato passando per un'esclusiva selezione di essenze legno.

HenryGlass wooden doors are available in a wide range of finishes, from an elegant palette of lacquered shades to brushed lacquered ash, including an exclusive selection of wood species.




ADELA

ESSENZE


_ESSENCES

Una selezione di essenze pensata per infondere calore e carattere distintivo a qualsiasi interno.


A wood selection designed to infuse any interior with warmth and distinctive character.



NOCE CANALETTO
WALNUT CANALETTO



ROVERE GRAFITE
GRAPHITE OAK



EUCALIPTO
EUCALYPTUS



EUCALIPTO FRISÈ
EUCALYPTUS FRISÈ




EUCALIPTO SBIANCATO
BLEACHED EUCALYPTUS


LACCATO OPACO

_LACQUERED MATT

La verniciatura a poro chiuso, nota anche come laccato liscio, è la scelta ideale se si cerca un modello dal finish omogeneo, leggero e minimale. La porta laccata rappresenta la soluzione ideale per donare luminosità all'ambiente, così da renderlo più spazioso. Grazie alla gamma di colori ci si può adattare a diverse tipologie di arredi e, per i clienti più esigenti, è anche possibile richiedere colori personalizzati RAL.



NEVE / WHITE




BIANCO BURRO / OFF-WHITE



CORDA / ROPE




SPAGO / TWINE



TUFO / TUFF



TORTORA / DOVE



VISIONE / MINK



GRIGIO SETA / SILK GREY



PLATINO / PLATINUM



ARDESIA / SLATE GREY



FERRO / IRON



NERO / BLACK




RAL CLASSIC

Closed-pore lacquering, also known as smooth lacquer, is the ideal choice if you are looking for a model with a smooth, light and minimalist finish. The lacquered door is the ideal solution for brightening up a room and making it more spacious. Thanks to the range of colours, it can be adapted to different types of furniture and, for the most demanding customers, it is also possible to request customised RAL colours.


FRASSINO SPAZZOLATO LACCATO

_BRUSHED ASH LACQUERED


La verniciatura a poro aperto e spazzolato aggiunge profondità alla superficie del materiale creando un gioco di luci e ombre per esaltare le venature naturali del legno. Il frassino spazzolato laccato, disponibile in 12 colori di serie o RAL a richiesta, è ricco di sfumature cromatiche che conferiscono alla porta un finish elegante e ricercato.



NEVE / WHITE




BIANCO BURRO / OFF-WHITE




CORDA / ROPE




SPAGO / TWINE




TUFO / TUFF




TORTORA / DOVE




VISIONE / MINK




GRIGIO SETA / SILK GREY



PLATINO / PLATINUM



ARDESIA / SLATE GREY



FERRO / IRON



NERO / BLACK



RAL CLASSIC


The open-pore, brushed lacquer adds depth to the surface of the material, creating a play of light and shadow to enhance the natural grain of the wood. The lacquered brushed ash, available in 12 standard colours or RAL colours on request, is rich in colour nuances that give the door an elegant and refined finish.

FINITURE ALLUMINIO

_ALUMINIUM FINISHES

Per essere facilmente abbinati ai vari stili di arredamento, gli accessori di apertura delle porte Adela e i profili/cerniera sono disponibili in diverse finiture. Alluminio anodizzato per i colori Alluminio, Titanio, Ottone, Moka e Nero. Verniciato a polveri epossidiche per il Bianco.


To be easily matched to various furnishing styles, Adela door opening accessories and profiles/hinges are available in various finishes. Anodised aluminium for Aluminium, Titanium, Brass, Moka and Black. Epoxy powder-coated for White.



BIANCO / WHITE



ALLUMINIO / ALUMINIUM




NERO / BLACK



TITANIO / TITANIUM



OTTONE / BRASS



MOKA / MOKA

Non si garantisce l'omogeneità cromatica degli elementi realizzati in alluminio anodizzato che possono presentare delle leggere differenze di colore dovute al lotto di produzione da cui provengono.

The chromatic homogeneity of the elements made of anodized aluminum is not guaranteed, which may have slight color differences due to the production batch from which they come.

