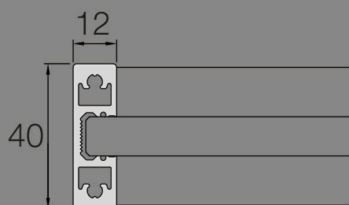
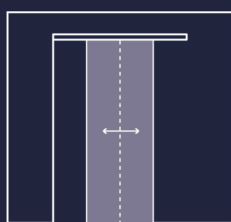


External wall sliding door Manhattan



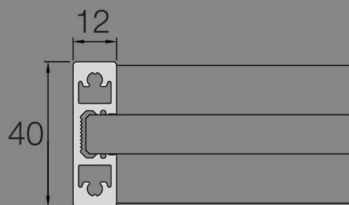
CLASSIC rail system

It is not necessary particular masonry work for this Classic rail system for framed door, except verify that the superior side is a bearing wall. We suggest fixing of this system directly to the wall, but if there are any particular needs it's available also with a frame. The single or double external wall framed sliding doors are custom-made in tempered safety glass, also stratified and finished by a minimal perimeter profile in aluminum that valorize the exclusive aesthetic quality of the glass by Henry glass. Two models of handle Avenue and Square are design elements which perfectly fit the aesthetic of the framed profiles. Minimal pelmet in aluminum is available also in different colors.



Dimensions on demand. The doors can be customized with a maximum width of 1260 mm and a maximum height of 3000 mm. Glass thickness 10 mm (tempered monolithic or tempered stratified).

External wall sliding door Manhattan



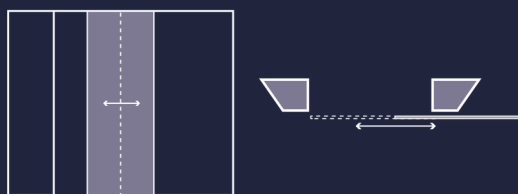
INSIDE rail system

Disappearing sliding system boxed inside the plasterboard.

The peculiarity of this kind of sliding system consists in having all the fixing and adjusting arrangements hidden inside the ceiling or false ceiling recession: the door is the only visible part, with a result of extreme formal cleansing.

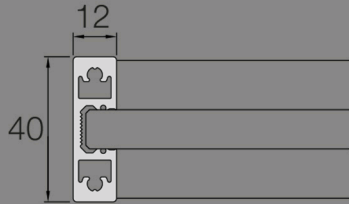
The external wall framed sliding doors are custom-made in tempered safety glass, also stratified and finished by a minimal perimeter profile in aluminum that valorize the exclusive aesthetic quality of the glass by Henry glass.

Two models of handle Avenue and Square are design elements which perfectly fit the aesthetic of the framed profiles.



Dimensions on demand. The doors can be customized with a maximum width of 1260 mm and a maximum height of 3000 mm. Glass thickness 10 mm (tempered monolithic or tempered stratified).

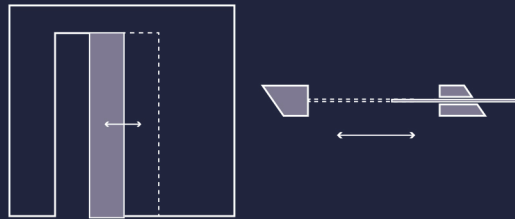
Disappearing sliding door Manhattan



Disappearing framed sliding doors single or double, are custom-made in tempered safety glass, also stratified and finished by a minimal perimeter profile in aluminum that valorize the exclusive aesthetic quality of glass by Henry glass.

Two models of handles Avenue and Square are design elements which perfectly fit the aesthetic of the framed profiles.

Disappearing sliding doors are available with Xilo frame or with metal disappearing frame without frame.



Dimensions on demand. The doors can be customized with a maximum width of 1250 mm and a maximum height of 3000 mm. Glass thickness 10 mm (tempered monolithic or tempered stratified).